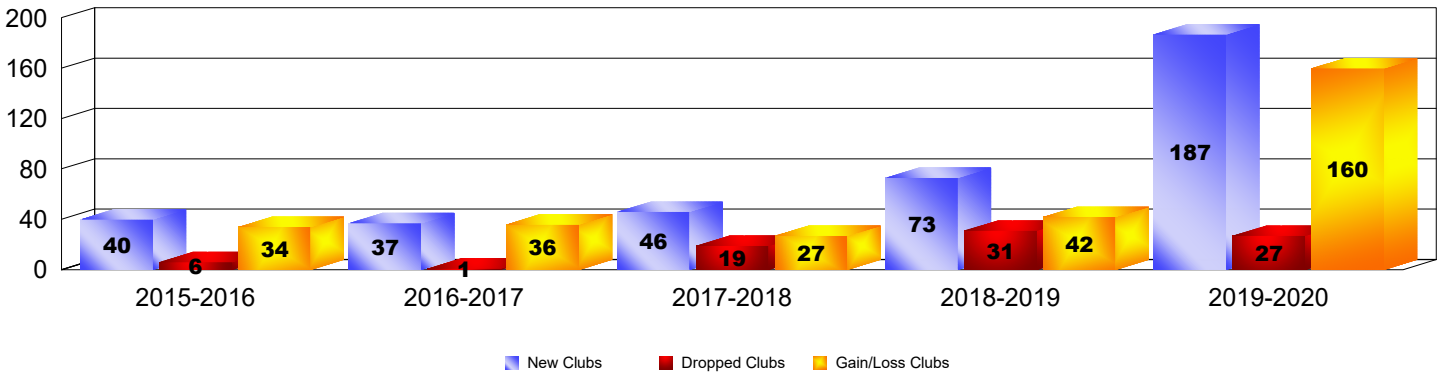


Multiple District 3233

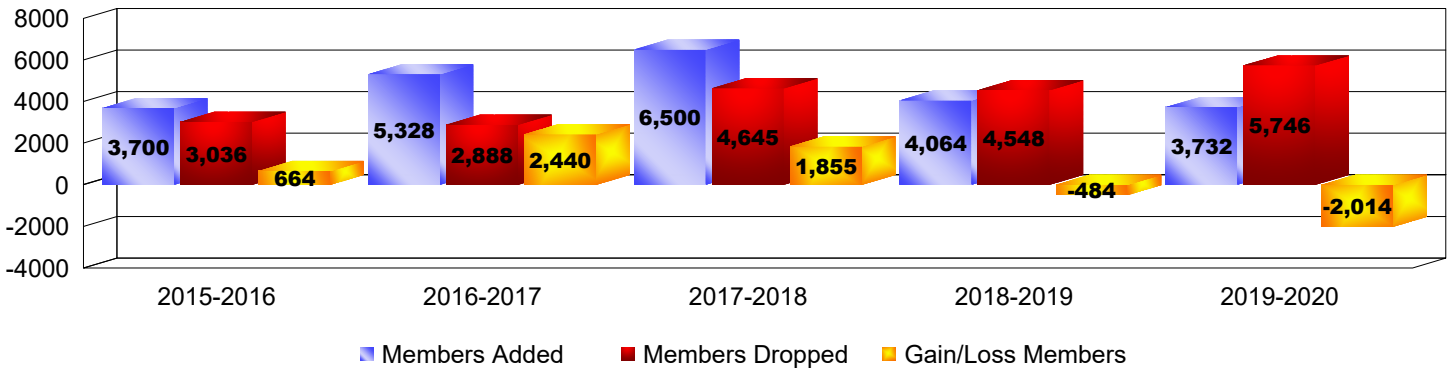
As of June 2020 Cumulative

| Year | New Clubs | Dropped Clubs | Gain/Loss Clubs | New Members | Charter Members | Reinstate Members | Transfer Members | Total Member Added | Total Members Dropped | Gain/Loss Members |
|----------------|-----------|---------------|-----------------|--------------|-----------------|-------------------|------------------|--------------------|-----------------------|-------------------|
| 2015-2016 | 40 | 6 | 34 | 1,977 | 1,358 | 334 | 31 | 3,700 | 3,036 | 664 |
| 2016-2017 | 37 | 1 | 36 | 3,624 | 1,170 | 470 | 64 | 5,328 | 2,888 | 2,440 |
| 2017-2018 | 46 | 19 | 27 | 4,078 | 1,930 | 447 | 45 | 6,500 | 4,645 | 1,855 |
| 2018-2019 | 73 | 31 | 42 | 2,011 | 1,461 | 529 | 63 | 4,064 | 4,548 | -484 |
| 2019-2020 | 187 | 27 | 160 | 1,238 | 1,921 | 492 | 81 | 3,732 | 5,746 | -2,014 |
| Average | 77 | 17 | 60 | 2,586 | 1,568 | 454 | 57 | 4,665 | 4,173 | 492 |


Clubs



Members



Membership Composition June 2020 Cumulative



Gender Comparison June 2020 Cumulative

